



One Year Limited Warranty

Amcor, Inc. ("Amcor") warrants the original retail purchaser ("Purchaser") purchasing in the United States that the Amcor product with which this warranty is enclosed is free from defects in materials and workmanship.

Amcor's sole obligation under this warranty is to replace, or at Amcor's discretion, to repair, free of charge, all defective parts, for a period of one (1) year from date of original purchase. ANY IMPLIED WARRANTY OF MERCHANTABILITY IS SIMILARLY LIMITED TO ONE (1) YEAR FROM DATE OF ORIGINAL PURCHASE AND NO ACTION BASED UPON ANY IMPLIED WARRANTY OF MERCHANTABILITY OR OTHERWISE MAY BE COMMENCED AFTER EXPIRATION OF ONE (1) YEAR FROM DATE OF ORIGINAL RETAIL PURCHASE. Some states do not allow limitations on how long an implied warranty lasts, so the above limitation may not apply to you.

The provisions of this warranty shall not apply to any product which in Amcor's judgment has been (1) subject to misuse or neglect. (2) damaged in an accident. (3) used for a purpose for which it was not designed, or (4) repaired or altered in any way that adversely affected its performance or reliability.

To obtain warranty service, the defective product or part must be shipped or delivered to: Amcor's authorized service center. All postage, insurance and shipping charges are the responsibility of the Purchaser and are not included in this warranty.

AMCOR NEITHER ASSUMES NOR AUTHORIZES ANY PERSON TO ASSUME FOR IT ANY OTHER (LIABILITY IN CONNECTION WITH ITS PRODUCTS, THERE ARE NO WARRANTIES WHICH EXTEND BEYOND THE DESCRIPTION ON THE FACE HEREOF. NO RESPONSIBILITY IS ASSUMED FOR INCIDENTAL OR CONSEQUENTIAL DAMAGES THAT MAY RESULT FROM THE USE OF AN AMCOR PRODUCT, NOR FOR THE DAMAGES DUE TO ACCIDENT, ABUSE, LACK OF RESPONSIBLE CARE, THE AFFIXING OF ANY UNAUTHORIZED ATTACHMENT, LOSS OF PARTS, OR USE AT A VOLTAGE OTHER THAN SPECIFIED. Some states do not allow the exclusion of limitation of incidental or consequential damages, so these limitations may not apply to you.

Amcor disclaims all liabilities for defects or damages caused by use of replacement parts obtained from or by service at any service center other than Amcor's authorized service center.

This warranty gives you specific legal rights, and you may also have other rights which vary from state to state.

Product: **AMCOR Solar Powered Air Purifier** Model: AM-15
Date Purchased: _____ Production Code: _____

QUESTIONS? Call 201-460-8100 · www.amcorgroupusa.com
Amcor Inc. · 685-A Gotham Parkway · Carlstadt, NJ 07072

Made in China

UltraClean.



Solar Powered Portable Air Purifier

Owner's Manual

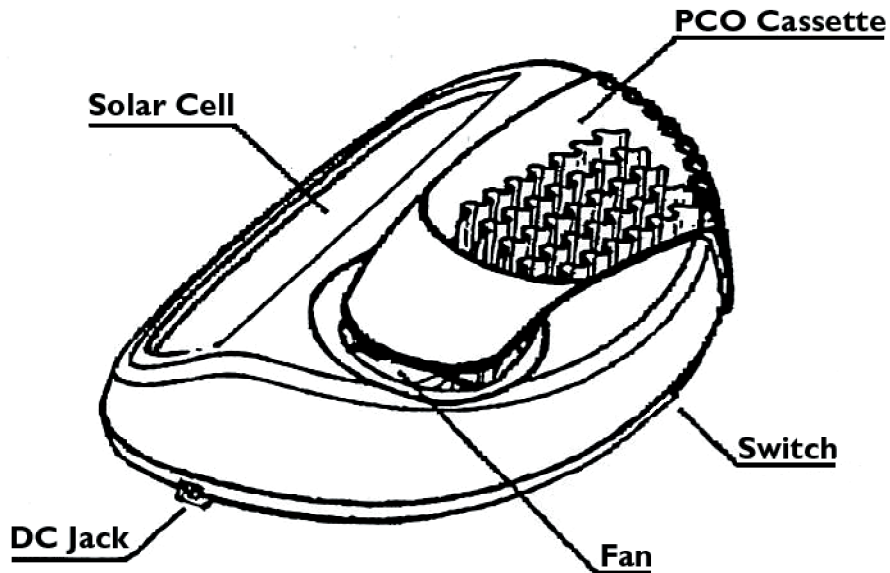
For model AM-15



It is important that you read these instructions before using your new purchase and we strongly recommend that you keep them in a safe place for future reference.

Dear Customer: Please keep this warranty for your record. **DO NOT** return it.

Amcor Solar Powered Air Purifier AM-15



Packing List

- Solar Powered Air Purifier with PSC Cassette
- AC / DC Adaptor (UL Listed)
- 12 Volt DC / DC Converter Cigarette Lighter Plug

Features

- This unit uses state-of-the-art PCO (Photo Catalytic Oxidation) Technology to kill bacteria and micro organisms in the air.
- A highly efficient solar cell operates the fan and also charges the built-in rechargeable battery at the same time.
- The unit will run as long as it is under sunlight, without an external power supply. An AC/DC and a DC/DC adaptor are included in the package to run the unit when it is plugged into an appropriate power source.

User Instructions:

- Place the unit with the solar cell facing **outside**, as close to a window as possible for maximum exposure to sunlight (e.g. directly **under** the windshield or rear window of a passenger vehicle). Do not block the solar cell, air inlet or air outlet of the unit.
- Use only a wet cloth to clean the unit housing. Remove PCO Cassette from the unit by sliding it sideways away from the base of the unit. Clean the PCO Cassette under running water, dry and place it back in the unit (Figure 1).
- Use the 2 pieces of double-sided foam tape included with the unit to secure the unit to a smooth surface.
- Use the Mode Selection Switch to select either 'Fan On' for running the Fan by solar cell, built in battery or Adaptor, or 'Fan Off' to stop running the Fan (Figure 2). Energy from sunlight or the Adaptor will charge the built-in battery.

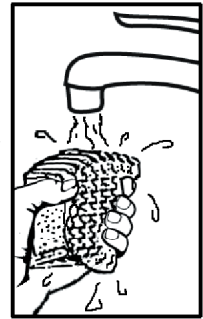


Figure 1

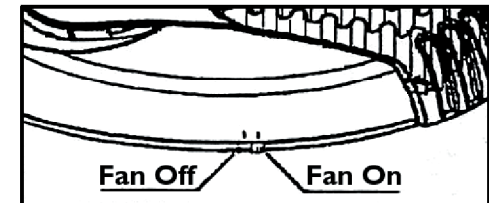


Figure 2

- **Exposure to sunlight** is necessary in order to have full performance of PCO system and charge the battery.
- Use only the AC/DC or DC/DC Adaptor provided with the unit.
Specification:
AC/DC Adaptor: 120 V AC input / 3.0 DC output
DC/DC Adaptor: 12 V DC cigarette lighter plug / 3.0 V DC output.

Caution

- When the unit is first tuned on, the fan will not run. Place the unit in direct sunlight to run the fan. The built in battery will also store energy to run the fan for a short period of time when in the shade.
- How long a fan can run in the battery depends on the duration of earlier sunlight exposure.
- Solar cell is made of a fragile material. It might break if the unit is dropped or hit.
- Do not touch the unit after it has been in the sun. The surface might be very hot.